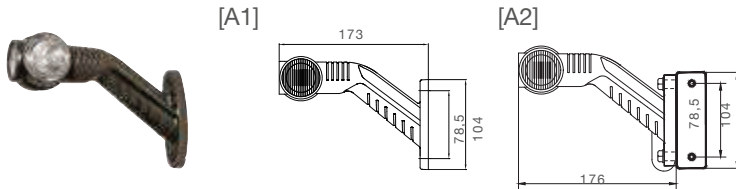


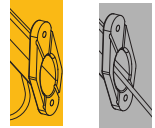


# SUPERPOINT III LED

ADR Zone 2 IP69K



Umrissleuchte  
End outline marker



BEST. NR						ZUSATZ			ANSCHLUSS						
PART NO						ADD ON			CONNECTOR						
31-3365-094	1/-	●		LED	24V	[A2]				2 pol. ASS2 2 pin ASS2	♀			1,50 m	
31-3366-094	1/-		●	LED	24V	[A2]				2 pol. ASS2 2 pin ASS2	♀			1,50 m	
31-3300-074	1/-	●	●	LED	24V	[A1]				offenes Ende open end				4,00 m	
31-3302-054	1/-	●		LED	24V	[A1]				2 pol. Superseal 2 pin Superseal	♀			0,50 m	
31-3303-054	1/-		●	LED	24V	[A1]				2 pol. Superseal 2 pin Superseal	♀			0,50 m	
31-3304-044	1/-	●		LED	24V	[A1]				P&R				1,25 m	
31-3304-054	1/-		●	LED	24V	[A1]				P&R				1,25 m	
31-3304-114	1/-		●	LED	24V	[A1]				P&R				1,25 m	
31-3304-124	1/-	●		LED	24V	[A1]				P&R				1,25 m	
31-3304-134	1/-		●	LED	24V	[A1]				P&R				1,75 m	
31-3304-144	1/-	●		LED	24V	[A1]				P&R				1,75 m	
31-3305-014	1/-	●		LED	24V	[A1]				2 pol. ASS2 2 pin ASS2	♀			1,75 m	
31-3305-044	1/-	●		LED	24V	[A1]				2 pol. ASS2 2 pin ASS2	♀			2,00 m	
31-3305-124	1/-	●		LED	24V	[A1]				3 pol. ASS3 3 pin ASS3	♀			1,25 m	
31-3305-214	1/-	●		LED	24V	[A1]				2 pol. ASS2 2 pin ASS2	♀			0,50 m	
31-3305-294	1/-	●		LED	24V	[A1]				2 pol. Superseal 2 pin Superseal	♂			0,50 m	
31-3306-014	1/-		●	LED	24V	[A1]				2 pol. ASS2 2 pin ASS2	♀			1,50 m	

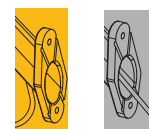


# SUPERPOINT III LED

ADR Zone 2 IP69K



Umrissleuchte  
End outline marker




BEST. NR						ZUSATZ				ANSCHLUSS					
PART NO						ADD ON				CONNECTOR					
31-3306-044	1/-		●	LED	24V	[A1]				2 pol. ASS2 2 pin ASS2	♀			2,00 m	
31-3306-124	1/-		●	LED	24V	[A1]				3 pol. ASS3 3 pin ASS3	♀			1,25 m	
31-3306-214	1/-		●	LED	24V	[A1]				2 pol. ASS2 2 pin ASS2	♀			0,50 m	
31-3306-294	1/-		●	LED	24V	[A1]				2 pol. Superseal 2 pin Superseal	♂			0,50 m	
31-3362-004	1/-		●	LED	24V	[B]				2 pol. Superseal 2 pin Superseal	♀			0,25 m	
31-3362-104	1/-		●	LED	24V	[B]				2 pol. Superseal 2 pin Superseal	♂			1,50 m	
31-3363-004	1/-	●		LED	24V	[B]				2 pol. Superseal 2 pin Superseal	♀			0,25 m	
31-3363-104	1/-	●		LED	24V	[B]				2 pol. Superseal 2 pin Superseal	♂			1,50 m	
31-3364-024	1/-		●	LED	24V	[B]				P&R				1,50 m	
31-3364-054	1/-	●		LED	24V	[B]				P&R				1,50 m	
31-3365-014	1/-	●		LED	24V	[B]				offenes Ende open end				4,00 m	
31-3365-054	1/-	●		LED	24V	[B]				2 pol. ASS2 2 pin ASS2	♀			0,25 m	
31-3365-064	1/-	●		LED	24V	[B]				3 pol. ASS3 3 pin ASS3	♀			1,50 m	
31-3366-024	1/-		●	LED	24V	[B]				offenes Ende open end				4,00 m	
31-3366-054	1/-		●	LED	24V	[B]				2 pol. ASS2 2 pin ASS2	♀			0,25 m	
31-3366-064	1/-		●	LED	24V	[B]				3 pol. ASS3 3 pin ASS3	♀			1,50 m	
31-3305-084	1/-	●		LED	24V	[C]				offenes Ende open end				0,04 m	
31-3306-084	1/-		●	LED	24V	[C]				offenes Ende open end				0,04 m	



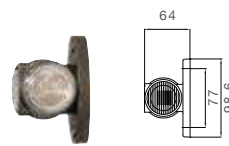
# SUPERPOINT III LED

ADR Zone 2 IP69K

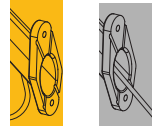
[D]



[E]



Umrissleuchte  
End outline marker

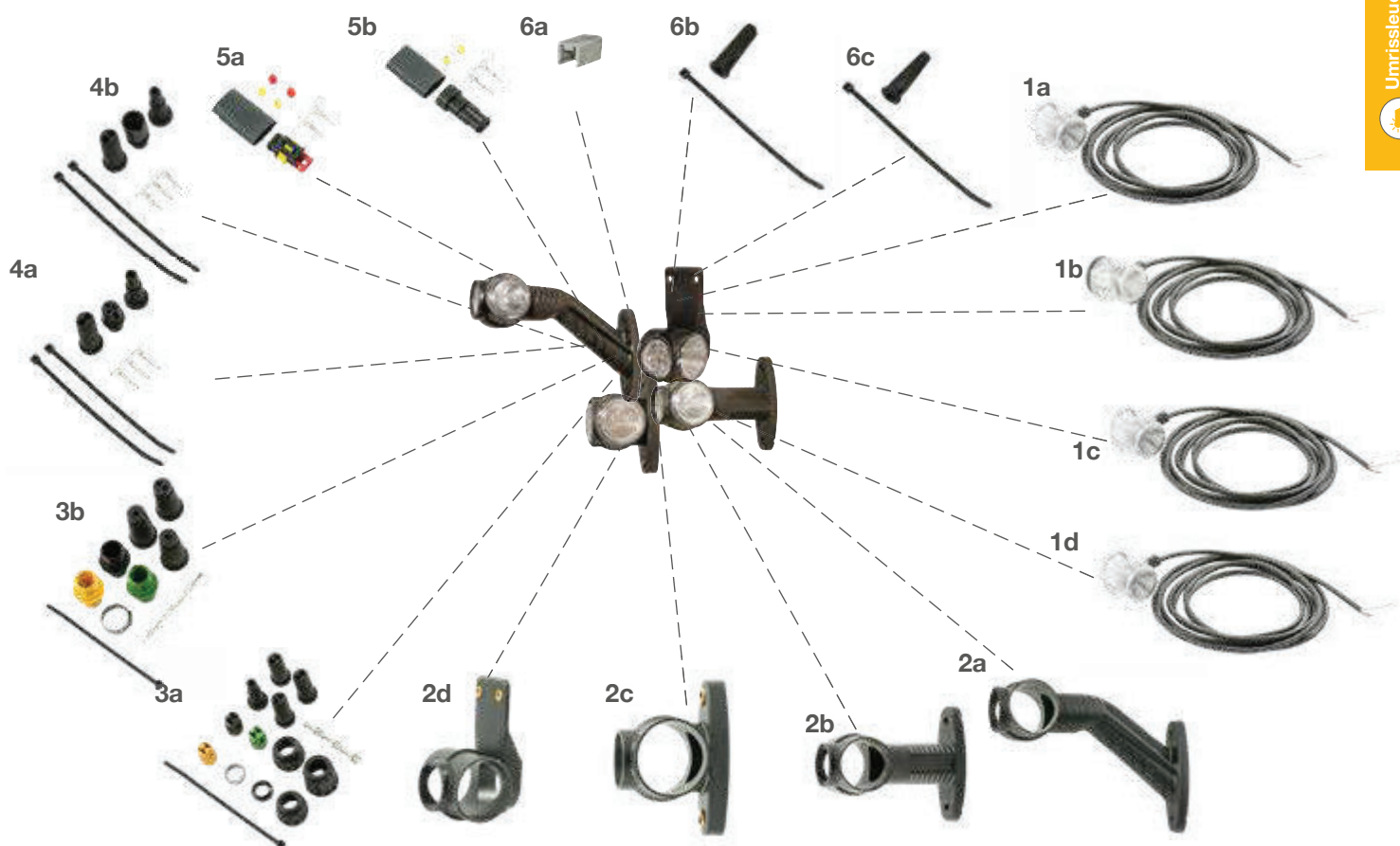


BEST. NR						ZUSATZ				ANSCHLUSS		
PART NO						ADD ON				CONNECTOR		
31-3300-244	1/-	●	●	LED	24V	[D]				offenes Ende open end	4,00 m	
31-3302-064	1/-		●	LED	24V	[D]				2 pol. Superseal 2 pin Superseal	♀	0,50 m
31-3303-064	1/-	●		LED	24V	[D]				2 pol. Superseal 2 pin Superseal	♀	0,50 m
31-3304-094	1/-	●	●	LED	24V	[D]				P&R		1,25 m
31-3305-194	1/-	●		LED	24V	[D]				2 pol. ASS2 2 pin ASS2	♀	2,00 m
31-3306-194	1/-		●	LED	24V	[D]				2 pol. ASS2 2 pin ASS2	♀	2,00 m
31-3307-014	1/-	●	●	LED	24V	[D]				2 pol. ASS2 2 pin ASS2	♀	1,75 m
31-3307-024	1/-	●	●	LED	24V	[D]				3 pol. ASS3 3 pin ASS3	♀	1,75 m
31-3307-104	1/-	●	●	LED	24V	[D]				2 pol. ASS2 2 pin ASS2	♀	2,50 m
31-3307-194	1/-	●	●	LED	24V	[D]				2 pol. Superseal 2 pin Superseal	♂	2,00 m
31-3300-374	1/-	●	●	LED	24V	[E]				2 pol. Superseal 2 pin Superseal	♀	3,00 m
31-3307-044	1/-	●	●	LED	24V	[E]				2 pol. ASS2 2 pin ASS2	♀	1,50 m
31-3307-134	1/-	●	●	LED	24V	[E]				2 pol. ASS2 2 pin ASS2	♀	3,00 m
31-3307-224	1/-	●	●	LED	24V	[E]				3 pol. ASS3 3 pin ASS3	♀	0,50 m
31-3360-004	1/-	●	●	LED	24V	[E]				offenes Ende open end	4,00 m	
31-3364-004	1/-	●	●	LED	24V	[E]				P&R		1,50 m
31-3367-004	1/-	●	●	LED	24V	[E]				2 pol. ASS2 2 pin ASS2	♀	0,50 m



# SUPERPOINT III LED

ZUBEHÖR / ACCESSORIES



## 1 Lichtscheibe | lens

- (a) rot/weiß/orange mit 4,00 m Kabel  
red/white/orange with 4,00 m cable  
..... 21-3351-704
- (b) schwarz/weiß/orange mit 4,00 m Kabel  
black/white/orange with 4,00 m cable  
..... 21-3350-704
- (c) rot/weiß/orange mit 1,50 m Kabel  
red/white/orange with 1,50 m cable  
..... 21-3353-704
- (d) rot/weiß/orange mit 3,00 m Kabel  
red/white/orange with 3,00 m cable  
..... 21-3354-704

## 2 Umrißarm | end outline marker

- (a) Standard  
Standard..... 21-3300-007
- (b) gerade  
straight ..... 21-3302-007
- (c) Direktanbau  
direct mounting ..... 15-5325-004
- (d) mit Pendelhalter  
with pendular bracket.. 15-5325-101

## 3 ASS1 & ASS2 Verbinder | ASS1 & ASS2 connector

- (a) 2 pol. weiblich  
2 pin female ..... 13-5626-401
- (b) 2 pol. männlich  
2 pin male ..... 13-5625-991

## 4 ASS3 Verbinder | ASS3 connector

- (a) 3 pol. weiblich  
3 pin female ..... 13-0322-281
- (b) 3 pol. männlich  
3 pin male ..... 13-0332-281

## 5 Superseal Verbinder | Superseal connector

- (a) 2 pol. weiblich  
2 pin female ..... 15-7002-044
- (b) 2 pol. männlich  
2 pin male ..... 15-7002-054

## 6 für P&R Verbinder | for P&R connector

- (a) Verschlusskappen  
caps..... 15-5971-014
- (b) Endkappen rund  
end caps round..... 15-5983-024
- (c) Endkappen eckig  
end caps square..... 15-5729-014