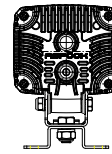
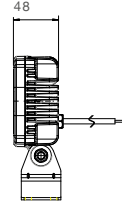
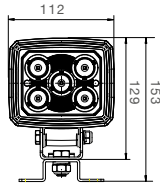



















































WORKPOINT LED 1500

ADR Zone 2 IP 6K9K



 Rückfahrlicht Reverse light	 Arbeitsscheinwerfer Working light
--	--

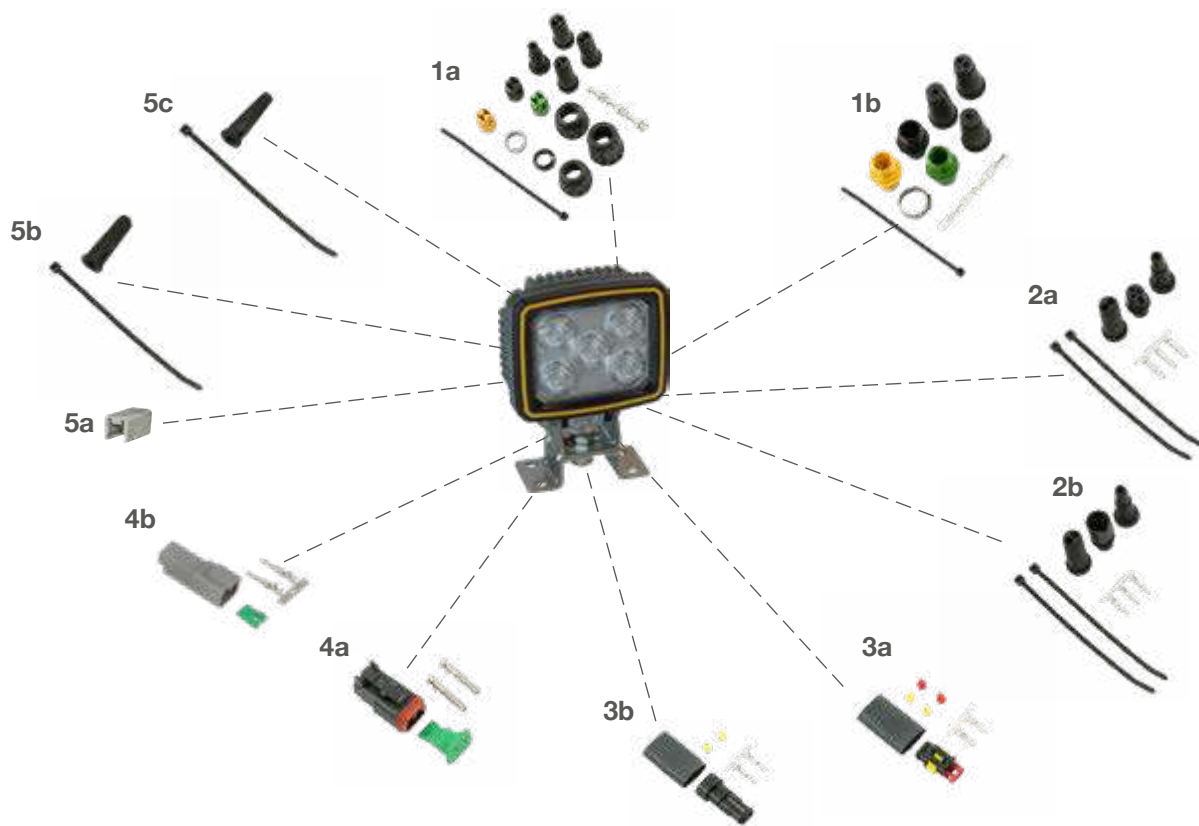
BEST. NR				ZUSATZ	ANSCHLUSS
PART NO				ADD ON	CONNECTOR
38-8220-001	1/-	LED	12V 24V	   -40°C bis +80°C	offenes Ende open end 1,50 m 
38-8220-011	1/-	LED	12V 24V	   -40°C bis +80°C	offenes Ende open end 7,50 m 
38-8226-101	1/-	LED	12V 24V	   -40°C bis +80°C	2 pol. Superseal 2 pin Superseal   0,40 m 
38-8226-111	1/-	LED	12V 24V	   -40°C bis +80°C	2 pol. Superseal 2 pin Superseal   1,50 m 
38-8226-001	1/-	LED	12V 24V	   -40°C bis +80°C	2 pol. ASS2 2 pin ASS2   1,50 m 
38-8227-021	1/-	LED	12V 24V	   -40°C bis +80°C	2 pol. ASS3 2 pin ASS3   0,50 m 
38-8204-011	1/-	LED	12V 24V	   -40°C bis +80°C	P&R   0,50 m 
38-8220-021	1/-	LED	12V 24V	   -40°C bis +80°C	2 pol. Deutsch 2 pin Deutsch   0,25 m 

Rückfahrlicht
Arbeitsscheinwerfer
Reverse Lamp
Working Lamp



WORKPOINT LED 1500

Zubehör / accessories



- 1 ASS1 & ASS2 Verbinder | ASS1 & ASS2 connector**
- (a) 2 pol. weiblich
 2 pin female 13-5626-401
 - (b) 2 pol. männlich
 2 pin male 13-5625-991
- 2 ASS3 Verbinder | ASS3 connector**
- (a) 3 pol. weiblich
 3 pin female 13-0322-281
 - (b) 3 pol. männlich
 3 pin male 13-0332-281
- 3 Superseal Verbinder | Superseal connector**
- (a) 2 pol. weiblich
 2 pin female 15-7002-044
 - (b) 2 pol. männlich
 2 pin male 15-7002-054

- 4 Deutsch Verbinder | Deutsch connector**
- (a) 2 pol. weiblich
 2 pin female 15-7002-135
 - (b) 2 pol. männlich
 2 pin male 15-7002-125
- 5 für P&R Verbinder | for P&R connector**
- (a) Verschlusskappen
 caps 15-5971-014
 - (b) Endkappen rund
 end caps round 15-5983-024
 - (c) Endkappen eckig
 end caps square 15-5729-014