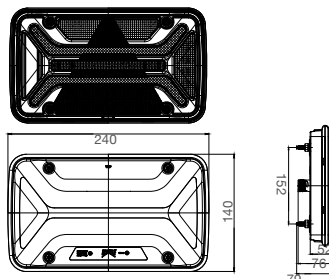




**MULTILED III TRAILER**

ISO 13207-1 ADR Zone 2 IP 56



Blinklicht Direction indicator	Rücklicht Tail light	Bremslicht Stop light	Nebelschlusslicht Fog light
Rückfahrlicht Reverse light	Dreieckrückstrahler Triangle reflector		

BEST. NR	PART NO							ZUSATZ ADD ON	ANSCHLUSS CONNECTOR	
24-8931-001	1/-	●		LED	12V 24V			7 pol. ASS2 7 pin ASS2	  	
24-8930-001	1/-		●	LED	12V 24V			7 pol. ASS2 7 pin ASS2	  	
24-8931-011	1/-	●		LED	12V 24V			7 pol. ASS2 7 pin ASS2	   2 pol ASS2 2 pin ASS2	
24-8930-011	1/-		●	LED	12V 24V			7 pol. ASS2 7 pin ASS2	   2 pol ASS2 2 pin ASS2	
24-8931-021	1/-	●		LED	12V 24V			7 pol AMP 7 pin AMP	   2 pol ASS2 2 pin ASS2	
24-8930-021	1/-		●	LED	12V 24V			7 pol AMP 7 pin AMP	   2 pol ASS2 2 pin ASS2	
24-8931-041	1/-	●		LED	12V 24V			7 pol. AMP 7 pin AMP	  	
24-8930-041	1/-		●	LED	12V 24V			7 pol. AMP 7 pin AMP	  	
24-8931-031	1/-	●		LED	12V 24V			7 pol AMP 7 pin AMP	   2 pol ASS2 2 pin ASS2	
24-8930-031	1/-		●	LED	12V 24V			7 pol AMP 7 pin AMP	   2 pol ASS2 2 pin ASS2	
24-8931-051	1/-	●		LED	12V 24V			7 pol AMP 7 pin AMP	   2 pol Superseal 2 pin Superseal	
24-8930-051	1/-		●	LED	12V 24V			7 pol AMP 7 pin AMP	   2 pol Superseal 2 pin Superseal	
24-8931-061	1/-	●		LED	12V 24V			7 pol AMP 7 pin AMP	   2 pol Superseal 2 pin Superseal	
24-8930-061	1/-		●	LED	12V 24V			7 pol AMP 7 pin AMP	   2 pol Superseal 2 pin Superseal	
24-8931-071	1/-	●		LED	12V 24V			7 pol. AMP 7 pin AMP	  	
24-8930-071	1/-		●	LED	12V 24V			7 pol. AMP 7 pin AMP	  	
24-8931-081	1/-	●		LED	12V 24V			7 pol AMP 7 pin AMP	   2 pol ASS2 2 pin ASS2	
24-8930-081	1/-		●	LED	12V 24V			7 pol AMP 7 pin AMP	   2 pol ASS2 2 pin ASS2	

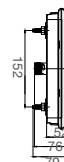
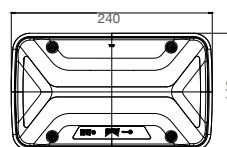
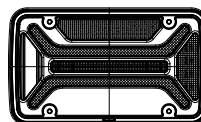


**MULTILED III TRUCK**

ISO 13207-1

ADR Zone 2

IP 56



Blinklicht Direction indicator	Rücklicht Tail light	Bremslicht Stop light	Nebelschlusslicht Fog light
Rückfahrlicht Reverse light			

BEST. NR	PART NO							ZUSATZ ADD ON	ANSCHLUSS CONNECTOR
24-8931-071	1/-	●		LED	12V 24V			7 pol. AMP 7 pin AMP	
24-8930-071	1/-		●	LED	12V 24V			7 pol. AMP 7 pin AMP	
24-8931-081	1/-	●		LED	12V 24V			7 pol. AMP 7 pin AMP	2 pol. ASS2 2 pin ASS2
24-8930-081	1/-		●	LED	12V 24V			7 pol. AMP 7 pin AMP	2 pol. ASS2 2 pin ASS2



MULTILED III TRAILER

ZUBEHÖR / ACCESSORIES



- 1** Lichtscheibe | lens  
mit Dreieck ..... 24-8937-001   
ohne Dreieck  
without triangle ..... 24-8937-011 

- 2** ASS1 & ASS2 Verbinder |  
ASS1 & ASS2 connector  
(a) 2 pol. weiblich  
2 pin female ..... 13-5626-401   
(b) 7 pol. weiblich  
7 pin female ..... 13-5626-631   
(c) Verschlusskappe  
closed connection ..... 15-5623-304 

- 3** AMP Verbinder |  
AMP connector  
7 pol. weiblich  
7 pin female ..... 15-7002-024 

- 4** Superseal Verbinder |  
Superseal connector  
2 pol. weiblich  
2 pin female ..... 15-7002-044 